










Computer Skills: Using Our Computer Skills

Aim: Use technology purposefully to manipulate and retrieve digital content. Children will practise computer skills they have learnt in this unit. I can identify and practise my computer skills.	Success Criteria: I can identify the computer skills I have learnt. I can practise my computer skills to improve them.	Resources: Lesson Pack Desktop computer, laptop/tablet with mouse or laptop/tablet with trackpad.
	Key/New Words: Mouse, trackpad, click, button, drag.	Preparation: Differentiated Shape Pictures Activity Sheets - as required.


Prior Learning: Children will have learnt and practised clicking and selecting specific objects in lessons 1 to 3.

Learning Sequence

	Computer Skills: What computer skills have you been learning? Are there any skills that you think you need more practise in? Which ones? Children feed back to the whole class. Assign children to groups based on the skills they wish to practise.	
	Shape Pictures: Model how to make a picture from 2D shapes using the Shape Pictures Activity File . Children create pictures using the differentiated Shape Pictures Activity Sheets as a guide. <div style="display: flex; justify-content: space-around;"> <div style="text-align: center;">  <p>Children to recreate the a picture made up of different shapes.</p> </div> <div style="text-align: center;">  <p>Children recreate their picture using the shapes provided as well as creating their own.</p> </div> <div style="text-align: center;">  <p>Children to recreate pictures by creating their own shapes and dragging into place.</p> </div> </div>	
	Let's Take a Look at Your Skills: Show some examples of the pictures that have been created on the IWB and discuss how they used their skills to create these. Children feedback any issues they had relating to clicking and dragging.	

Taskit

Practiseit: Children practise the computer skills they have learnt in this unit at home and ask an adult to take a picture showing an example of this. Children should write one sentence (with support if necessary) stating which skill they used.



Computing

Computer Skills

Aim

- I can identify and practise my computer skills.

Success Criteria

- I can identify the computer skills I have learnt.
- I can practise my computer skills to improve them.

Our Computer Skills



Computer Skills



What computer skills have you been learning?

Are there any skills that you think you need more practise in?

Which ones?



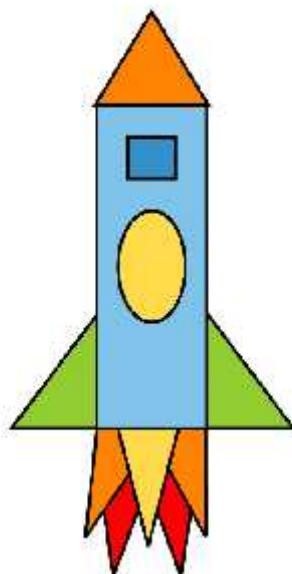
Shape Pictures



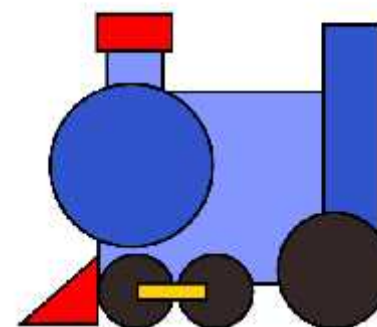
Flower



Rocket



Train



Let's Take a Look at Your Skills...



Aim




- I can identify and practise my computer skills.

Success Criteria

- I can identify the computer skills I have learnt.
- I can practise my computer skills to improve them.





Computing

Computer Skills

Aim

- I can identify and practise my computer skills.

Success Criteria

- I can identify the computer skills I have learnt.
- I can practise my computer skills to improve them.

Our Computer Skills



Computer Skills



What computer skills have you been learning?

Are there any skills that you think you need more practise in?

Which ones?



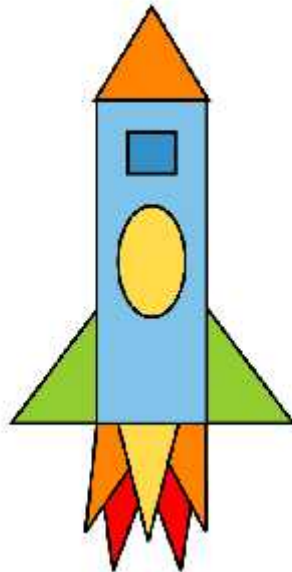
Shape Pictures



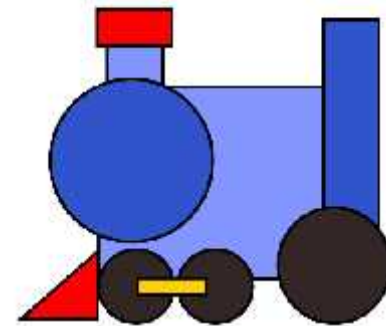
Flower



Rocket



Train



Let's Take a Look at Your Skills...




Aim



- I can identify and practise my computer skills.

Success Criteria

- I can identify the computer skills I have learnt.
- I can practise my computer skills to improve them.



Computer Skills | Using Our Computer Skills

I can identify and practise my computer skills.		
I can identify the computer skills I have learnt.		
I can practise my computer skills to improve them.		

Computer Skills | Using Our Computer Skills

I can identify and practise my computer skills.		
I can identify the computer skills I have learnt.		
I can practise my computer skills to improve them.		

Computer Skills | Using Our Computer Skills

I can identify and practise my computer skills.		
I can identify the computer skills I have learnt.		
I can practise my computer skills to improve them.		

Computer Skills | Using Our Computer Skills

I can identify and practise my computer skills.		
I can identify the computer skills I have learnt.		
I can practise my computer skills to improve them.		

Computer Skills | Using Our Computer Skills

I can identify and practise my computer skills.		
I can identify the computer skills I have learnt.		
I can practise my computer skills to improve them.		

Computer Skills | Using Our Computer Skills

I can identify and practise my computer skills.		
I can identify the computer skills I have learnt.		
I can practise my computer skills to improve them.		

Computer Skills | Using Our Computer Skills


I can identify and practise my computer skills.		
I can identify the computer skills I have learnt.		
I can practise my computer skills to improve them.		

Computer Skills | Using Our Computer Skills


I can identify and practise my computer skills.		
I can identify the computer skills I have learnt.		
I can practise my computer skills to improve them.		




House



Apple Tree




Rocket







Flower



House




Boy






Girl



Tractor



Train

